

- Go to www.colorix.com/update and enter the serial number and the password of your ColorCatch (You will find these figures on and inside the box of your ColorCatch).

COLORIX

search...

HOME ABOUT US COLORCATCH MARKETS RESELLERS DOWNLOAD CONTACT **UPDATE**

EN
FR
DE

Language
English

Log In

Serial number:

Password:

Log in

[Password forgotten](#)

COLORIX Copyright 2010

- First you must register.
This is the place where you can select the language of your device.

COLORIX

search...

HOME ABOUT US COLORCATCH MARKETS RESELLERS DOWNLOAD CONTACT **UPDATE**

EN
FR
DE

[My account](#)
[Help](#)

Language
English

Serial n° : 10902771
([Logout](#))

My account

Welcome and thank you for choosing the ColorCatch.
In order to have access to the full on-line features: update your ColorCatch and select new color cards, we would be grateful if you could fill up the following form:

Company

Firstname **Name**

Address

ZIP Code **City**

Country
United Kingdom

Tel Fax

Mobile

E-mail **Web**

Language of the device
English

Update my data

COLORIX • Copyright 2010

- Click on **My color cards**. Here you can select or unselect the color cards you want to program into your ColorCatch. Here you can also buy new color cards. For the measure you can also give priority to color cards you prefer. For this, click non stop on a color card name and move it up or down. Priority is given to the color card that is on top of the list. To confirm your choice, click on **Validate**.

The screenshot displays the COLORIX website interface. At the top left is the COLORIX logo. A navigation menu includes HOME, ABOUT US, COLORCATCH, MARKETS, RESELLERS, DOWNLOAD, CONTACT, and UPDATE. A search bar is located in the top right. On the left sidebar, there are links for My color cards, My account, Password, Download, and Help. Below these is a language dropdown set to English and a user identification section showing 'Serial n° : 10902771' with a Logout link. The main content area is divided into two columns. The left column, titled 'Currently available color cards', lists three items: 'RAL CLASSIC K5 Semi matt' (checked), 'NCS INDEX' (checked), and 'RAL DESIGN' (unchecked). Below this is a 'Transfer mode:' dropdown set to 'Colorcatch connected online' and a 'Validate' button. The right column, titled 'Available color cards', lists six items: 'StoColor System', 'KABE TRENDline Collection', 'RUCO 720', 'RUCO Swiss-Collection', 'SAX', and 'RAL EFFECT', each with a question mark icon. At the bottom of this list is a 'KEIM-PALETTE Exclusiv' item with a question mark icon. A 'Buy new color cards >>' button is positioned at the bottom of the right column. On the far right, there is a vertical language menu with EN, FR, and DE options.

- Click on **Download**. Here, you must install the application that allows you to update your ColorCatch 2. The time to install this application is about 3 minutes. It is important that you **do not connect your device to your computer during the installation**.

The screenshot shows the COLORIX website interface. At the top left is the COLORIX logo. A navigation menu includes links for HOME, ABOUT US, COLORCATCH, MARKETS, RESELLERS, DOWNLOAD, CONTACT, and UPDATE (which is highlighted in blue). A search bar is located in the top right corner. On the right side of the page, there are language selection options for EN, FR, and DE. The main content area is titled 'Download the application ColorCatch Installer'. Below the title, there is a paragraph of instructions: 'Click on the link below, save the file on your hard drive, click the button 'Run' and follow the instructions displayed on your screen.' This is followed by the filename '- ColorcatchUpdateInstaller.exe'. A 'Compatibility' section lists 'Windows 95, 98, XP, Vista'. On the left side of the page, there is a sidebar with links for 'My color cards', 'My account', 'Password', 'Download', and 'Help'. Below these links is a 'Language' dropdown menu currently set to 'English'. At the bottom of the sidebar, the user's 'Serial n° : 10902771' is displayed with a '(Logout)' link. The footer of the page contains the text 'COLORIX • Copyright 2010'.

COLORIX

search...

HOME ABOUT US COLORCATCH MARKETS RESELLERS DOWNLOAD CONTACT **UPDATE**

EN
FR
DE

Download the application ColorCatch Installer

Click on the link below, save the file on your hard drive, click the button 'Run' and follow the instructions displayed on your screen.

- ColorcatchUpdateInstaller.exe

Compatibility
Windows 95, 98, XP, Vista

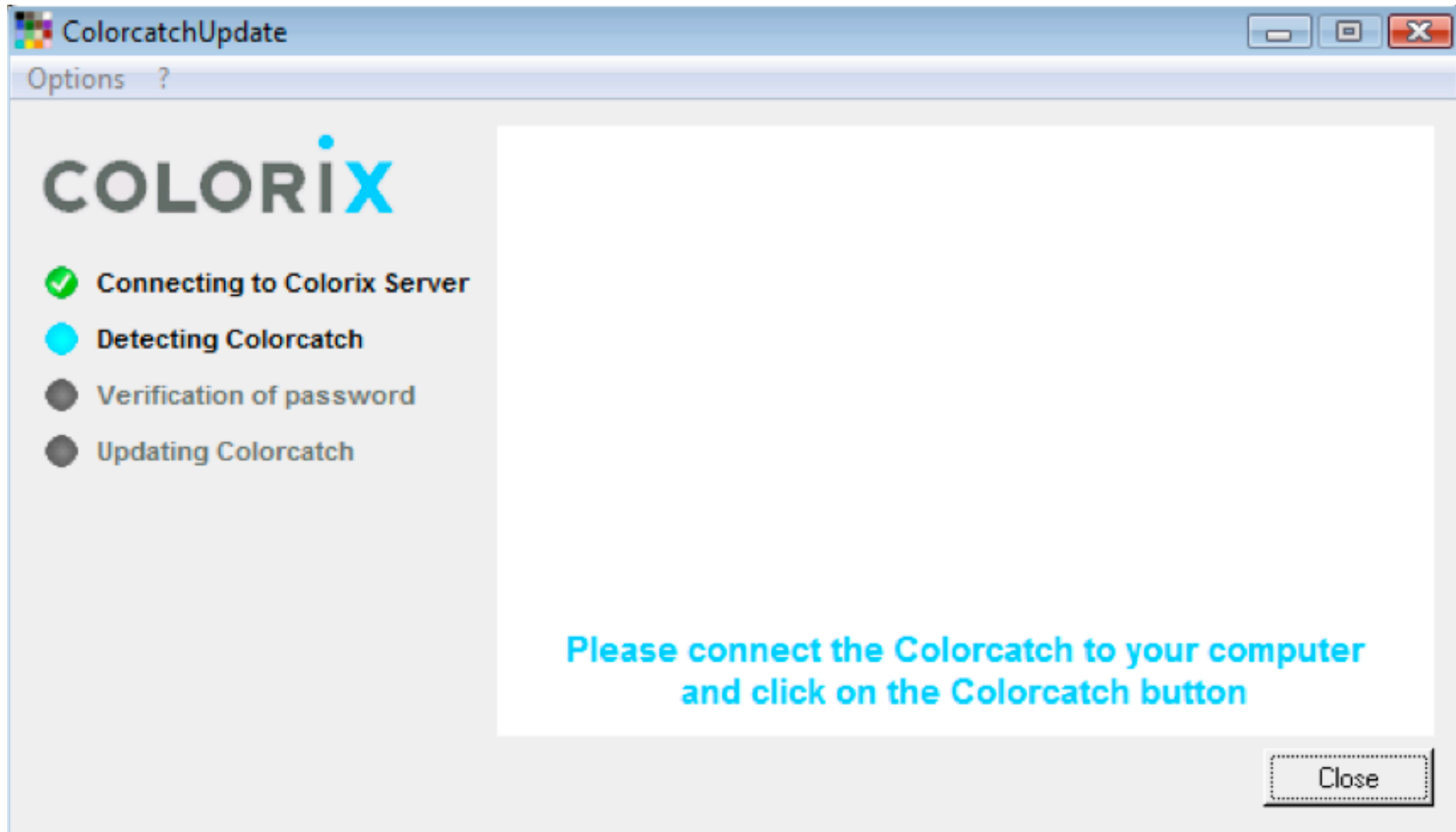
Language
English

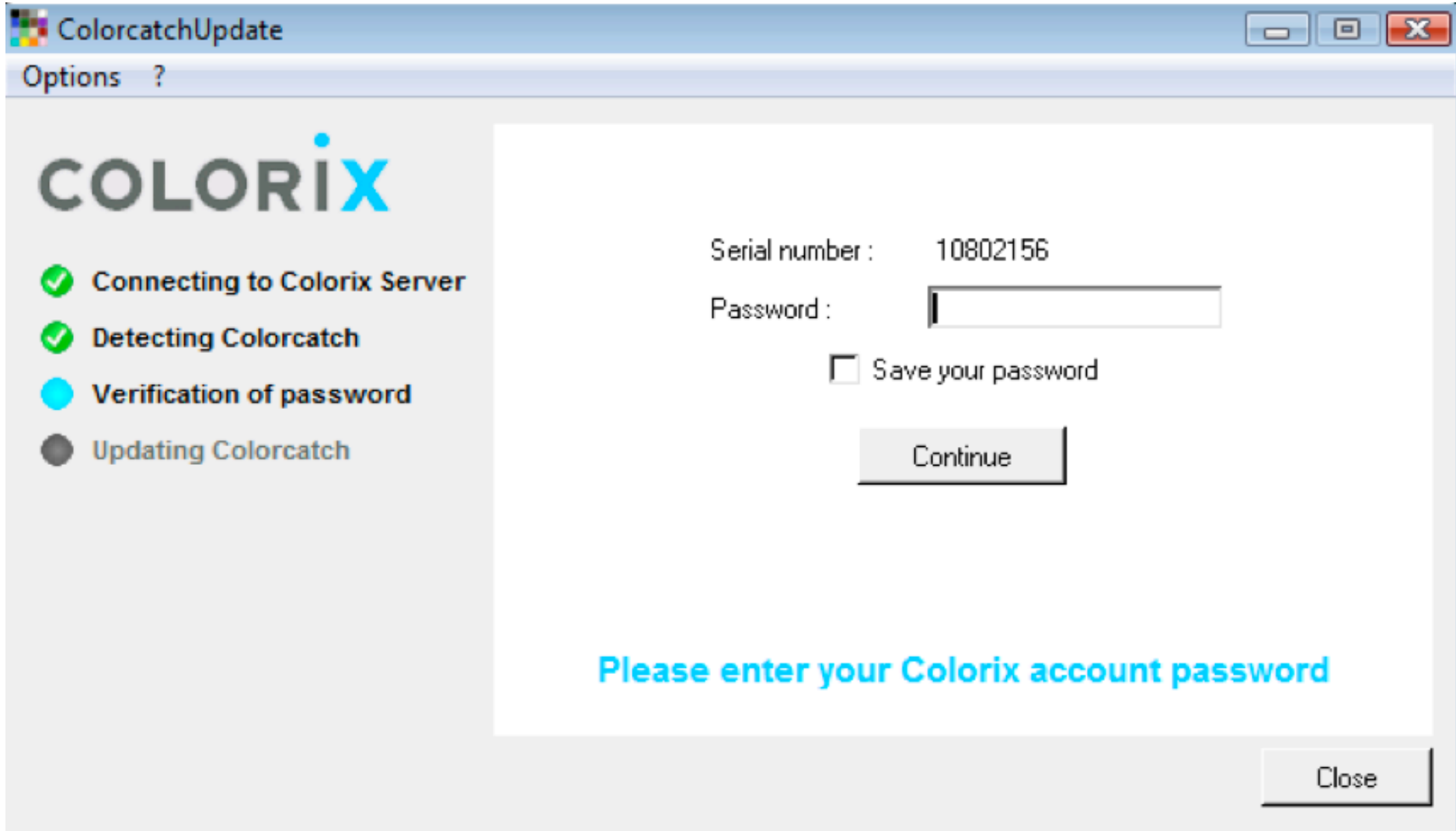
Serial n° : 10902771
(Logout)

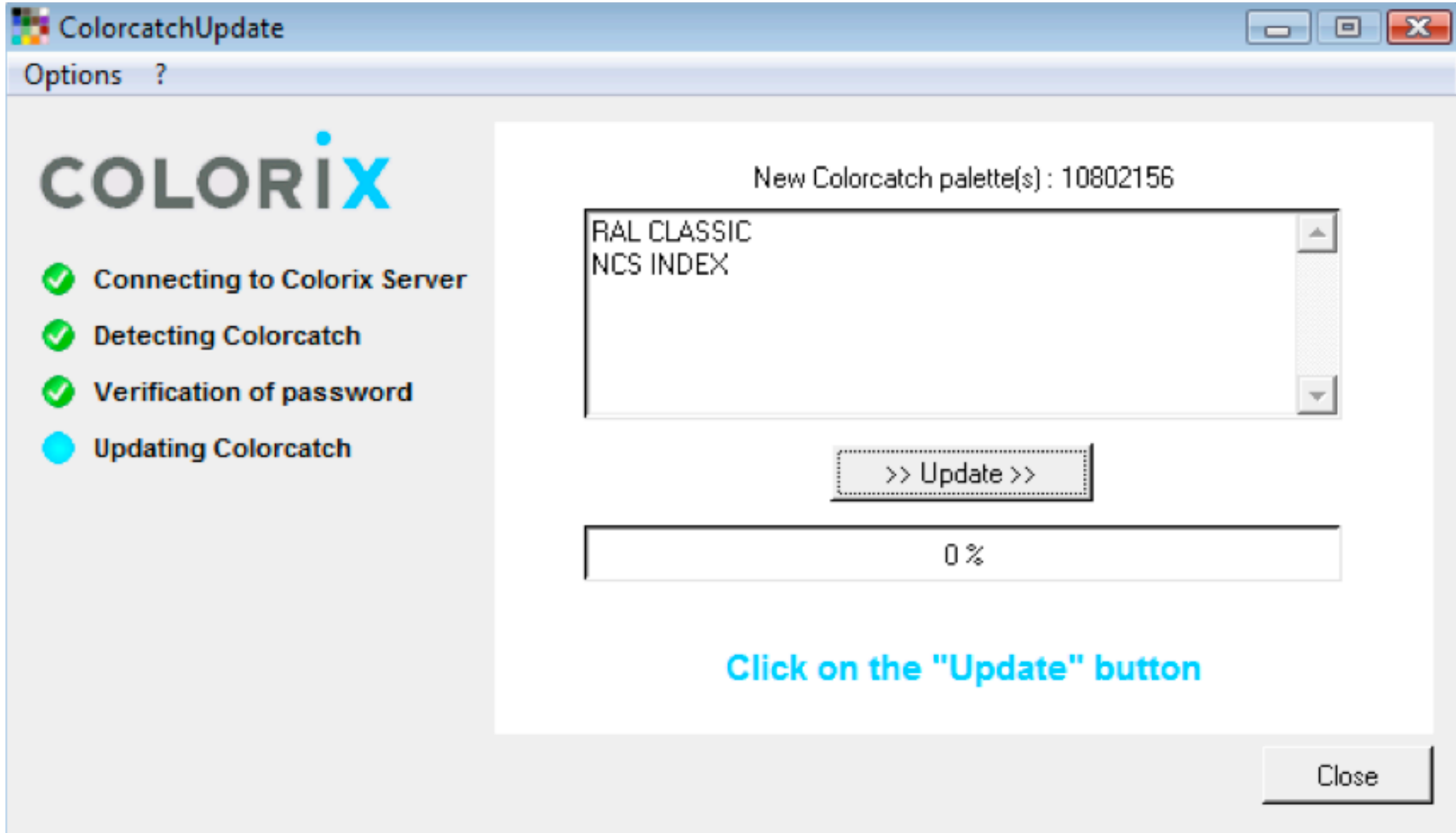
COLORIX • Copyright 2010



- Once the installation is finished, you will find this logo on the desktop of your computer. Double click on it. The following window opens and you just have to follow the instructions written in blue. It's as simple as that !







ColorcatchUpdate

Options ?

COLORIX

- ✓ Connecting to Colorix Server
- ✓ Detecting Colorcatch
- ✓ Verification of password
- Updating Colorcatch

New Colorcatch palette(s) : 10802156

- RAL CLASSIC
- NCS INDEX

>> Update >>

0%

Click on the "Update" button

Close

ColorcatchUpdate



Options ?

COLORIX

- ✔ Connecting to Colorix Server
- ✔ Detecting Colorcatch
- ✔ Verification of password
- Updating Colorcatch

New Colorcatch palette(s) : 10802156

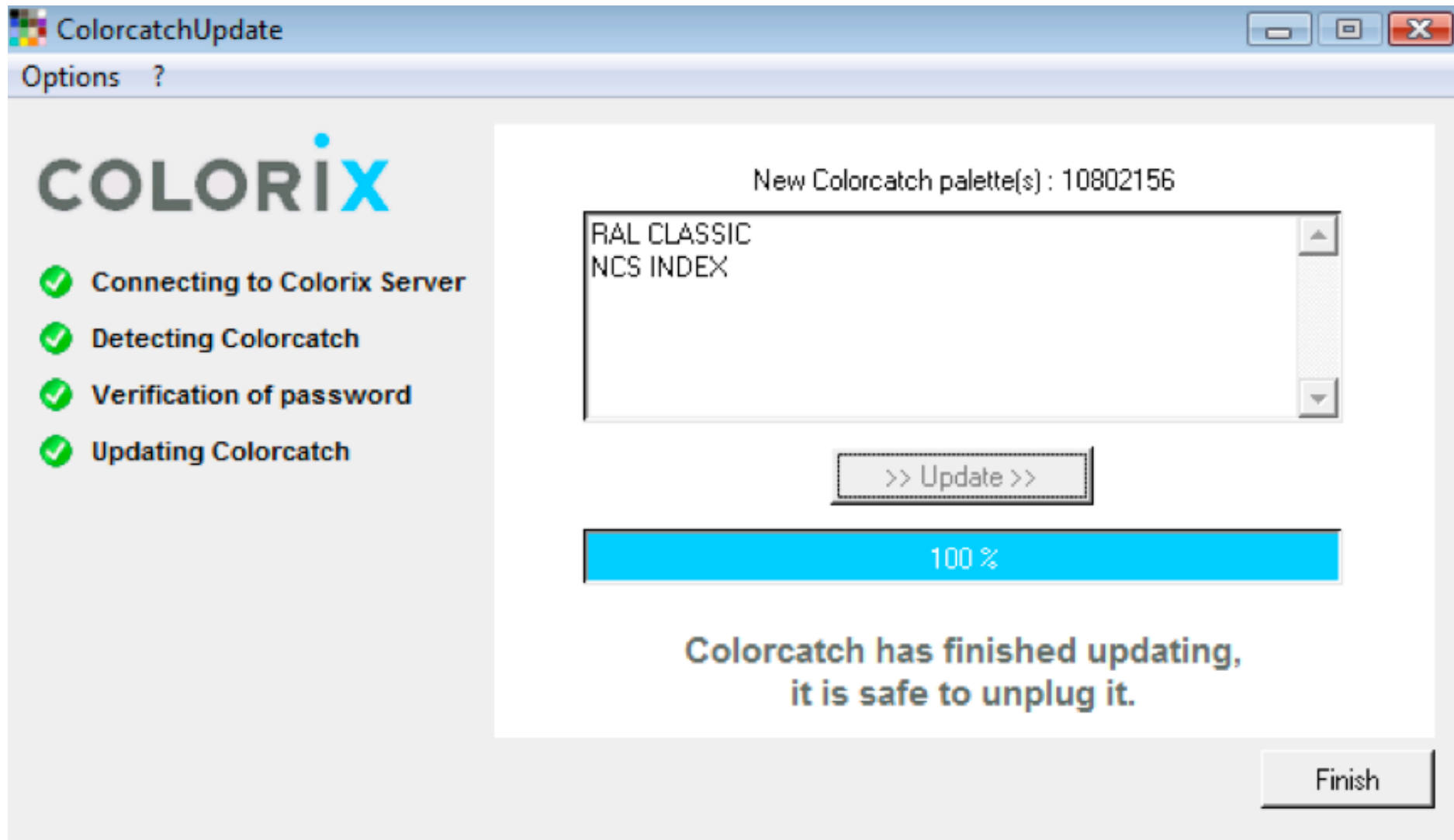
RAL CLASSIC
NCS INDEX

>> Update >>

65 %

**Do not unplug the Colorcatch
during the update.**

Close



ColorcatchUpdate

Options ?

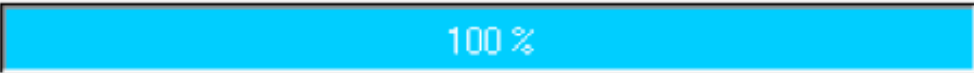
COLORIX

- ✔ Connecting to Colorix Server
- ✔ Detecting Colorcatch
- ✔ Verification of password
- ✔ Updating Colorcatch

New Colorcatch palette(s) : 10802156

- RAL CLASSIC
- NCS INDEX

>> Update >>



**Colorcatch has finished updating,
it is safe to unplug it.**

Finish